



# xploris™


## THE WORLD'S FIRST INTEGRATED SOLUTION FOR CODING, SCIENCE, CONTROL AND ART

From creating a pixel art flower animation to coding that opens the flower's leaves when sunlight is projected on a light sensor, **Xploris does it all!**



### AN ORCHESTRA OF STEAM LEARNING

- Seamless integration of all STEAM disciplines
- Wireless, fully featured, fits in the palm of your hand
- Full suite of lesson plans for Science, Control, and Coding
- Rich, colorful, easy to use and engaging software.
- A Cloud-based repository for collaboration and sharing



## XPLORIS – ONE DEVICE DOES IT ALL!

Despite its small size and unassuming appearance - the Xploris is a powerful tool, packed with the latest modern electronic enabling full coverage of k-6 science, datalogging, art/multimedia and control.

Xploris 5 Built-in sensors, measuring temperature, light, sound, distance and voltage are all calibration free and ready to use on turn on.

Based on an ARM® Cortex®-M4 Microcomputer Xploris will smoothly run animations, play sound tracks, sample all sensors level and run Python command through its Micro-Python interpreter.

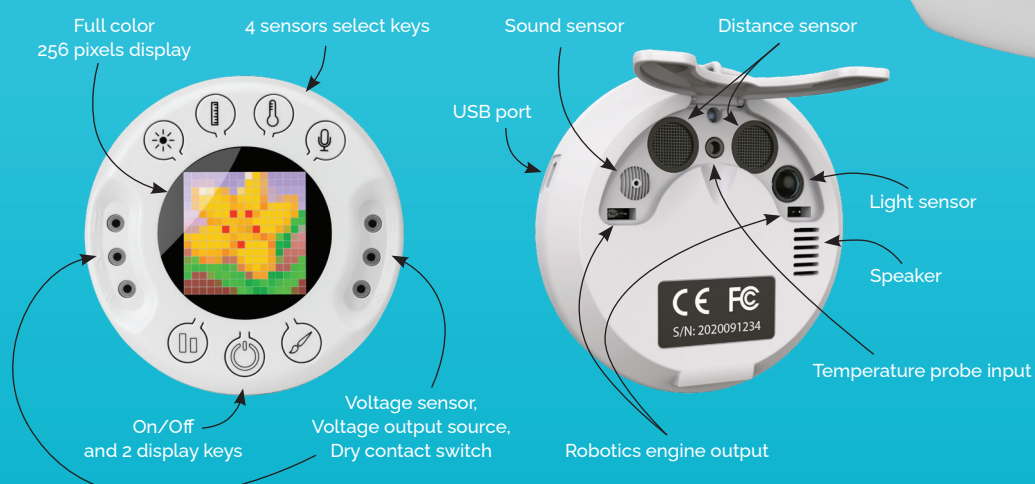
Xploris offers both USB and Bluetooth low energy communication, enabling a wire free connection to the XploriLab software, while maintaining low power consumption from its internal battery.

Xploris carries a large storage of up to 100,000 sensor samples, and up to 1,800 full screen images or 30 animations. Its rechargeable battery will support up to 150 hours of sensor recording on a single charge, making it ideal for long recordings, such as temperature changes over an entire week.

Through a set of 6 Banana sockets on the front of the Xploris and 2 servo outputs at the back of the device, users are able to output voltage, close internal switch and even control small robotics servo engines.

Xploris – all-in-one that does it all!


## XPLORIS PORTS AND CONTROLS



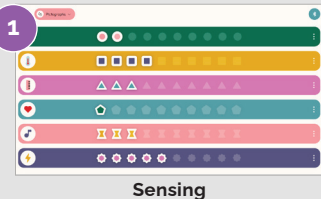




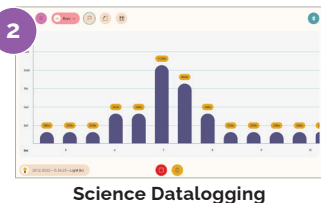
## XPLORILAB SOFTWARE



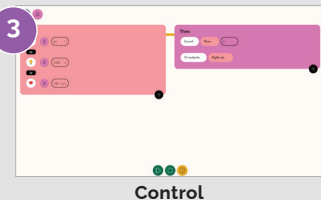
Designed with the Latest Google Flutter platform – XploriLab is consolidating 5 different software modules to deliver an integrated STEAM experience to k-6 students. Young kids will take their first steps in science research using the Sensing module, while older learners will use the Datalogging module for a full scientific data collection and analysis. With Coding, being the new literacy, it is important to have young students experience in creating simple block-based software, leading to advanced Python programming, with both these tools being part of the XploriLab Coding module. With Coding and Control modules, students are able to make the full use of the Xploris outputs for the operation of small robots, lamps and other devices, while with Art module they can demonstrate their creativity in creating colorful stills and animations.



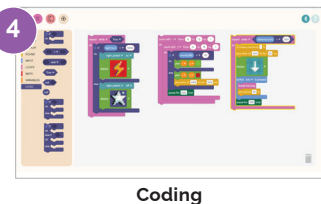
**XploriLab sensing module** is designed for early age scientific research. Students can measure temperature, light level, sound level, distance and voltage, viewing their readings in vivid and colorful displays of gauges, pictograph and bar graphs.



**XploriLab Datalogging module** incorporates sophisticated data analysis, lab reporting, plus wireless communication for full setup and control of the Xploris built-in sensors. It offers multi-media rich data visualization through Line-graphs, Tables and Bar-graphs. Graph analysis is made easy using markers, annotations and mathematical functions such as averaging, linear regression and more! All through an intuitive man machine interface.



Xploris includes **two engine controls, two 5V outputs and two on/off electronic switches** to respond to data readings from sensors. Now students can take the next step and direct machines' output according to changes in their sensors' readings, such as adjusting greenhouse humidity or temperature according to live collected data.



**Based on Blockly open-source coding**, This includes data types, variables, logical operators, If-Else conditions, loops, input and output operations. XploriLab software incorporates a coding editor allowing young users to apply visual programming principles via an intuitive graphical interface. In addition to the "Blocks" interface for coding, XploriLab also supports high-level Python programming for higher learning grades.



A newly established art form, **digital pixel art has made a huge comeback in recent years**. XploriLab offers students a platform for this creative and simple art form with a set of canvas colors and 16 x 16 LED grid for students to create, share and present their stills and animations.



HARDWARE PARAMETERS	DESCRIPTION
SCIENCE DATA LOGGING	
Built-in Accessible Sensors	5 built in sensors: temperature, light level, sound level, distance and voltage
Max. Sampling Speed	100/s
Sampling Resolution	12-bit
Measurement memory size	100,000 samples
Display type	Numeric data, bar graph
Remote Data Collection	Yes
CONTROL OUTPUTS	
Open Collector switches	2 x Open Collectors outputs able to switch up to 1A
Voltage outputs	2 x 5V @ 100mA
Servo engine drivers	2 x PWM servo engine drivers
ART	
Image memory size	30 animations, 60 frames each, or 1800 still images
Display type	16x16 pixels images and animations
GENERAL	
Display	Full color LED dot matrix 16x16 pixels
Communication	USB 2.0, Bluetooth 4.2
Speaker	0.7W 8 ohm
Keypad	7 keys
Internal Rechargeable Battery	LIPO 3.7V
Battery Life	Up to 150 hours (Datalogging, Control), 8 hours (Art)
Size	d = 104mm, H = 30 mm
Weight	140gr.
Temperature Range	-10 to 50 °C
Standard Compliance	CE, FCC

SOFTWARE PARAMETERS	DESCRIPTION
CODING	
BLOCKLY / SCRATCH editor	Data types, variables, logical operators, if else conditions, loops, input and output operations
Python editor	Python editor, Blockly to Python
Code flashing	Flash the created code to the XPLORIS via USB/BT
SENSING & DATA LOGGING	
Data Retrieval	Real time up to 100 samples per second, or download Xploris stored data
Display for k-6	Real time gauges and pictograph
Data Display	Line graphs, bar graphs, tables
Data Logging Configuration	Sensor selection, sampling rate, sampling points
Graph Manipulation	Placing and moving up to two markers on the graphs, zoom in/out, graph cropping, graph color change
Graph Annotation	Adding text and images to the graph
Functions	Linear regression, average, derivative and statistics
CONTROL	
Inputs	Light, distance, temperature, sound, voltage
Conditions	Sensor level: greater, smaller, between, rising above, falling below a user defined value
Outputs	Animation speed, servo speed, servo angle, left contact open/closed, right contact open/closed, left 5V on/off, right 5V on/off, sound tones and ringtones
ART	
Drawing tools	Pencil, color selection, color duplicator, line, rectangle, color fill panning
Animation tools	Duplicate image, image speed change, add sound track
Animation layers	Supports 3 layers for each animation frame
Pixel art library	Download from a cloud base library of images and animations
image flashing	Flash an image or animation via USB/BT, to be displayed on XPLORIS display
OS	Windows 11, Android, iOS

## ABOUT GLOBISENS

Founded on 15 years of global innovation, Globisens brings trusted industry knowledge and proven leadership in the development and production of science and STEAM education tools. The launch of the Labdisc line has revolutionized the science and environmental education markets, while the Xploris is a unique 21<sup>st</sup> Century learning tool which addresses all STEAM needs in k-6 grade levels.



Copyright © 2024 Globisens. All rights reserved. Globisens Ltd. logos and product names are registered trademarks of Globisens Ltd. No part of this document may be reproduced by any means, nor translated to any electronic medium without the written consent of Globisens. Information contained in this document is believed to be accurate and reliable, however, Globisens assumes no responsibility for its use. Specifications are subject to change without notice.